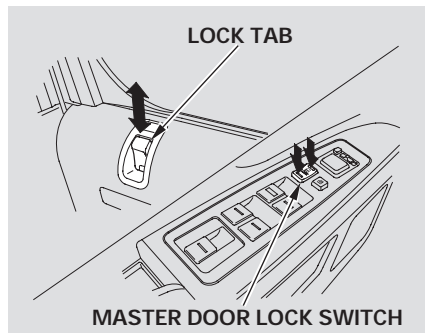


Door Locks

Power Door Locks



To lock all doors and the In-Bed Trunk, push the front of the master door lock switch on either front door, press the lock tab down on the driver's door, or use the key on the outside lock on the driver's door.

Pushing the rear of either master door lock switch will unlock all of the doors and the In-Bed Trunk.

The lock tab on each door locks and unlocks that door. Pulling up on the driver's door lock tab only unlocks the driver's door. To unlock the driver's door from the outside, turn the key and release it. If you turn it again, unlock all doors and the In-Bed Trunk.

You can open or close the side windows by using the key in the driver's door (see page [104](#)).


To lock any passenger's door when getting out of the vehicle, push the lock tab down, and close the door. To lock the driver's door, remove the key from the ignition switch, and push the lock tab down, or push the front of the master switch, then close the door.

Lockout Prevention

With the driver's door open and the key in the ignition, both master door lock switches are disabled. They are not disabled if the driver's door is closed. Pushing the front of the switch on the open passenger's door will lock all doors and the In-Bed Trunk.

This vehicle has auto door locking/unlocking features. See page [81](#) for how to set them.

Childproof Door Locks



The childproof door locks are designed to prevent children seated in the rear from accidentally opening the rear doors. Each rear door has a lock lever near the edge. With the lever in the LOCK position, the door cannot be opened from the inside regardless of the position of the lock tab. To open the door, pull the lock tab up, and use the outside door handle.

Auto Door Locking/Unlocking

Your vehicle has two custom door lock settings: auto door locking and auto door unlocking. Make all settings before you start driving.

With the auto door locking and unlocking, the In-Bed Trunk also locks and unlocks.

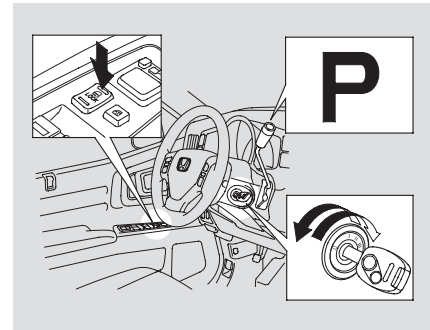
Auto Door Locking

The auto door locking feature has three possible settings:

- The doors lock whenever you move the shift lever out of the Park position.
- The doors lock when the vehicle speed reaches 9 mph (15 km/h).
- The auto door locking is deactivated all the time.

To activate either auto door lock mode:

Locks all doors when the shift lever is moved out of Park (P).



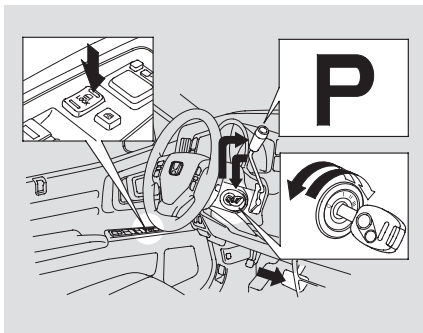
1. Make sure the shift lever is in Park (P), and close the driver's door.
2. Turn the ignition switch to ON (II).

CONTINUED

Door Locks

3. Push and hold the front of the master door lock switch on the driver's door. You will hear a clicking sound, and after about 5 seconds, you will hear another clicking sound.
4. Release the switch, and turn the ignition switch to LOCK (0) within 5 seconds.

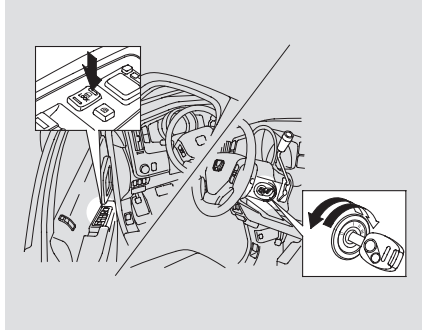
Locks all doors when the vehicle's speed reaches about 9 mph (15 km/h).



1. Make sure the shift lever is in Park (P), and close the driver's door.
2. Turn the ignition switch to ON (II).
3. Set the parking brake.

4. Push and hold the brake pedal, then move the shift lever out of Park (P).
5. Push and hold the front of the master door lock switch on the driver's door. You will hear a clicking sound, and after about 5 seconds, you will hear another clicking sound.
6. Release the switch, move the shift lever to Park (P), and turn the ignition switch to LOCK (0) within 5 seconds.

To turn the auto door lock modes off:



1. Make sure the shift lever is in Park (P), and open the driver's door.
2. Turn the ignition switch to ON (II).
3. Set the parking brake.

4. Push and hold the front of the master door lock switch on the driver's door. You will hear a clicking sound after about 5 seconds.
5. Release the switch, and turn the ignition switch to LOCK (0) within 5 seconds.

Auto Door Unlocking

The auto door unlocking feature has five possible settings:

- The driver's door unlocks when you move the shift lever to the Park position.
- The driver's door unlocks whenever you turn the ignition switch to LOCK (0).
- All doors unlock when you move the shift lever to the Park position.
- All doors unlock whenever you turn the ignition switch to LOCK (0).
- The auto door unlocking is deactivated all the time.

CONTINUED