

## Vehicle Stability Assist (VSA) System

---

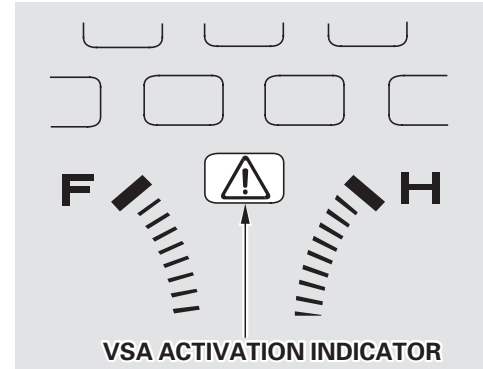
### *On Type S*

The Vehicle Stability Assist system helps to stabilize the vehicle during cornering if the car turns more or less than desired. It also assists you in maintaining traction while accelerating on loose or slippery road surfaces. It does this by regulating the engine's output, and by selectively applying braking.

When VSA activates, you may notice that the engine does not respond to the accelerator in the same way it does at other times. You will also see the VSA Activation Indicator blink.

The VSA system cannot enhance the car's driving stability in all situations and does not control your vehicle's entire braking system. It is still your responsibility to drive and corner at reasonable speeds and to leave a sufficient margin of safety.

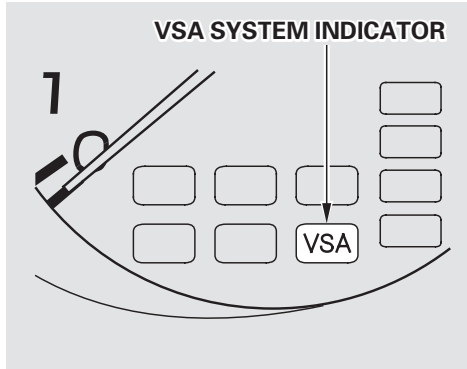
### *VSA Activation Indicator*



When VSA activates, you will see the VSA Activation indicator blink.

# Vehicle Stability Assist (VSA) System

## VSA System Indicator



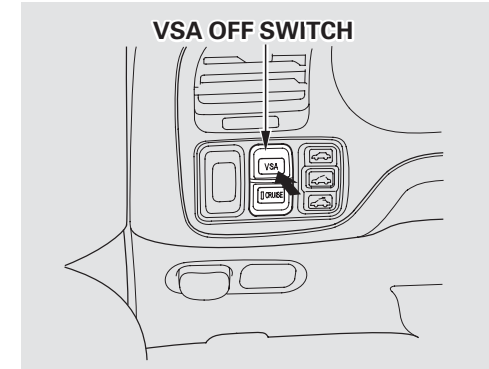
The VSA system indicator (see page 61) comes on and stays on when there is a problem with the VSA system. The VSA Activation indicator will also come on.

If the VSA indicator comes on while driving, pull to the side of the road when it is safe and turn off the engine. Reset the system by restarting the engine, and watch the VSA system indicator. If the indicator remains on, or comes back on while driving, have the VSA system inspected by your Acura dealer.

If the indicator does not come on when the ignition switch is turned ON (II), there may be a problem with the VSA system. Have your dealer inspect your car as soon as possible.

Without VSA, your car will have normal braking and cornering ability, but it will not have VSA traction and stability enhancement.

## VSA Off Switch



This switch is under the left vent. Press it to turn the Vehicle Stability Assist system on and off.

When VSA is off, the VSA Activation Indicator light comes on as a reminder. Pressing the switch again turns the system back on.

*CONTINUED*

## Vehicle Stability Assist (VSA) System

---

VSA is turned on every time you start the engine, even if you turned it off the last time you drove the car.

### **VSA and Tire Sizes**

Driving with varying tire or wheel sizes may cause the VSA to malfunction. When replacing tires, make sure they are of the same size and type as your original tires (see page [254](#)).

Deactivate the VSA system if you need to drive with the compact spare tire installed (see page [278](#)).

If you install winter tires, make sure they are the same size as those that were originally supplied with your car. Exercise the same caution during winter driving as you would if your car was not equipped with VSA.