

Emergency Response Quick Reference

All 2000-2012 Honda and Acura Gasoline Powered Vehicles

Recommended Procedures

Follow your organization's standard procedures for stabilizing the vehicle and extinguishing a fire.

Airbags

- See illustrations for airbag locations.
- Inside the vehicle, the front and side airbags are labeled above their locations. Side curtain airbags are marked at top of front pillars and middle or rear pillars.
- Deactivation time = 3 minutes after ignition switch turned to Off or negative battery cable(s) cut.
- Temperatures 320-356°F (160-180°C) can deploy airbags.

Occupant Extrication

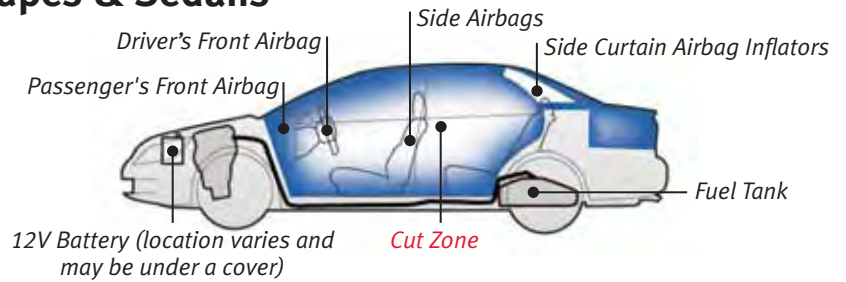
- Observe cut zones (blue area).

Vehicle Removal

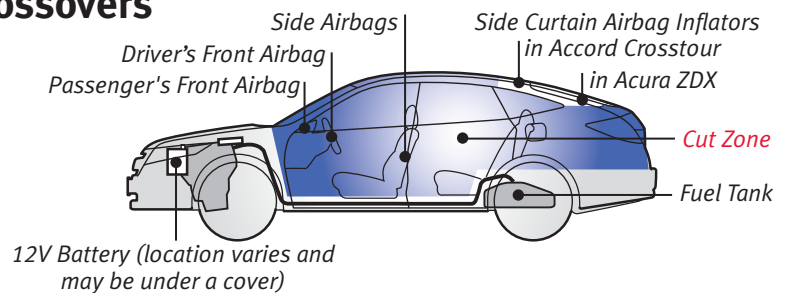
- Use flatbed truck if vehicle is repairable.

Key Components and Cut Zones

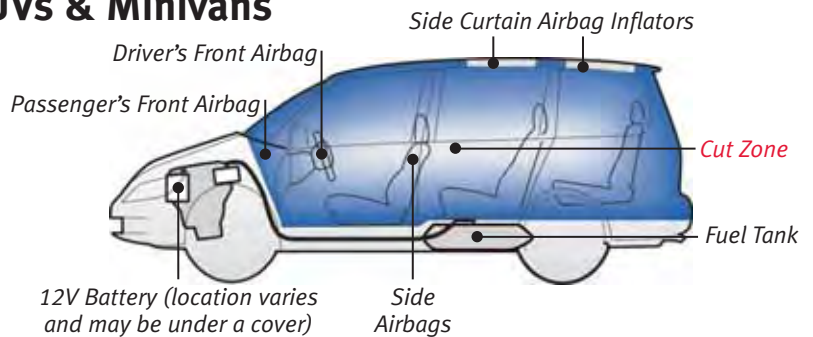
Coupes & Sedans



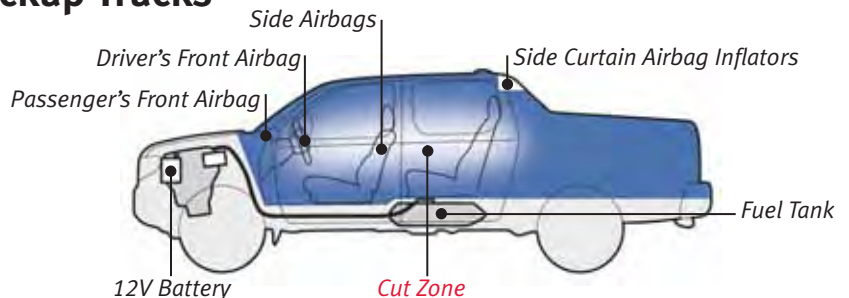
Crossovers



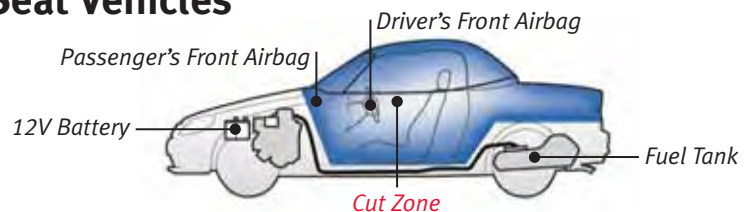
SUVs & Minivans



Pickup Trucks



2-Seat Vehicles*



Honda Alternative Fuel Vehicles

Recommended Procedures

Follow all recommendations on reverse side of card plus the following:

Hybrid High-Voltage Hazard

Contact with damaged high-voltage (HV) battery module, motor, or cables can result in electric shock and death.

To stop electric current from flowing into HV cables:

- Turn ignition switch to OFF.
- If key cannot be reached, cut negative 12V battery cable(s) and remove main fuse (see diagram on top of or inside the fuse box cover).

Exception for 2010-2012 Insight and CR-Z:

- If key cannot be reached, cut negative battery cable and then cut or remove the DC to DC converter cable at the positive battery terminal.



DC to DC Converter Cable Connection

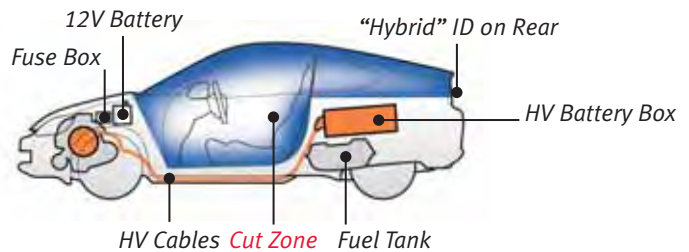
Note: All HV cables are orange.

Civic GX/Civic Natural Gas High Pressure Hazard

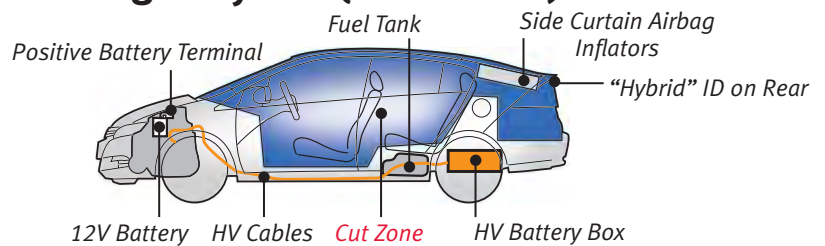
- Turn ignition switch to OFF, or cut negative battery cable(s) and remove the main fuse (see diagram on or inside fuse box cover).
- If key or engine compartment can't be reached, turn red CNG manual shut-off valve off. Engine stops in 1 minute; airbags still powered.
- If vehicle is on fire, CNG may vent out rear. Stay away from rear until fire is completely extinguished.

Key Components and Cut Zones

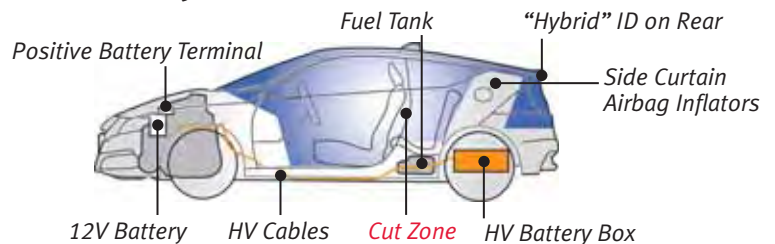
Honda Insight Hybrid (2000-2006)



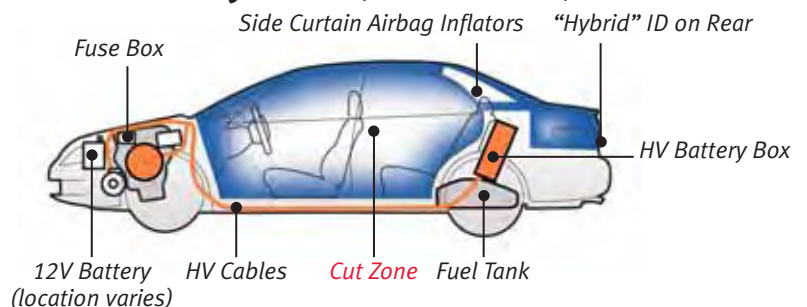
Honda Insight Hybrid (2010-2012)



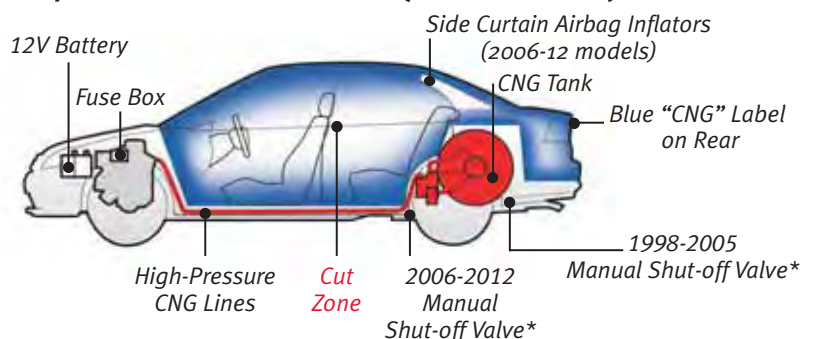
Honda CR-Z Hybrid (2011-2012)



Civic & Accord Hybrids (2003-2012)



Civic GX/Civic Natural Gas (1998-2012)



*Inside driver's side rear wheel well. Turn one-quarter turn clockwise to shut off CNG.