



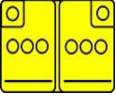





	Airbags		Stored Gas Inflator		Seat Belt Pretensioner		SRS Control Unit
			High Strength Zone		Battery Low Voltage		Fuel Tank Content Gasoline / Ethanol
	High-Voltage Battery Pack		High-Voltage Power Cable / Component		High-Voltage Disconnect (Cutting Solution)		Reinforcement

1. Identification / Recognition



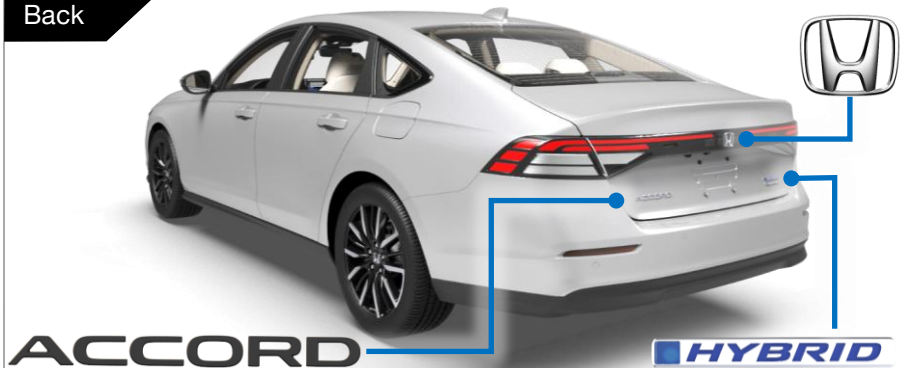
Lack of engine noise does not mean vehicle is off: vehicle movement capability exists until vehicle is fully shut down. Always wear appropriate PPE.

Emblems & Badging

Front



Back



2. Immobilization / Stabilization / Lifting

Immobilize Vehicle



1. Block the wheels and pull the parking brake switch up. The **BRAKE** indicator will illuminate.



2. Press the brake pedal and shift to **P**.

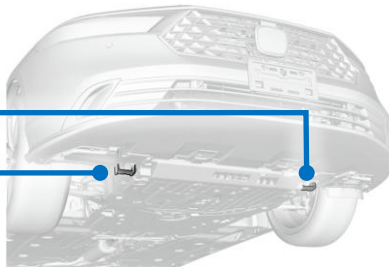


Lifting Points

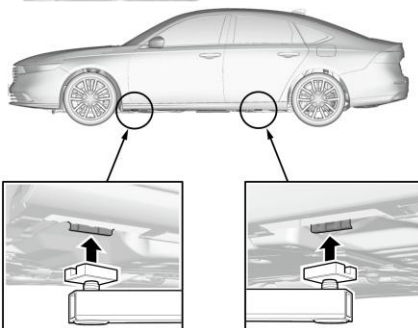


Front Lifting
(If Necessary)

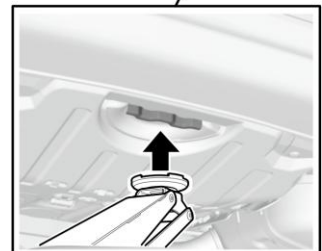
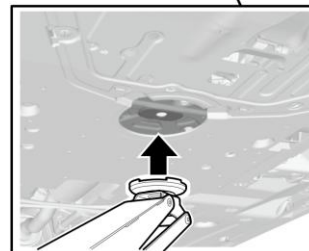
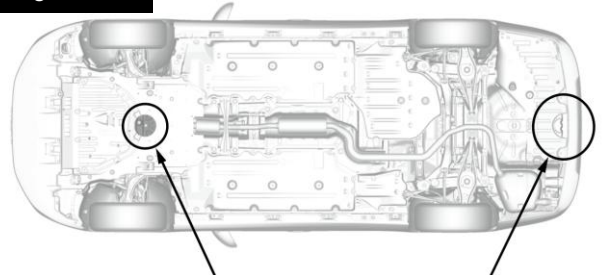
Front Tow Hook



Recommended
Lifting Points

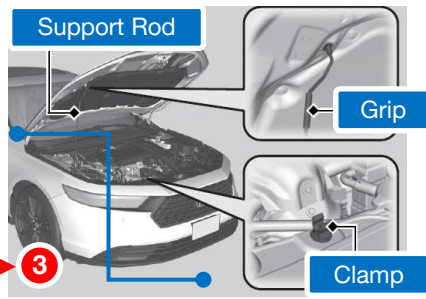
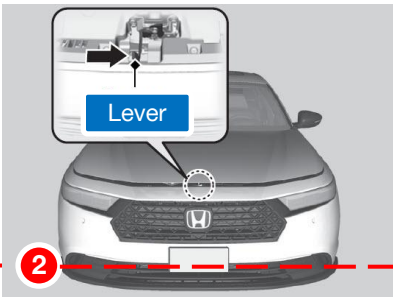


Floor Jack
Lifting Points



3. Disable Direct Hazards / Safety Regulations

Engine Bay Access (How to Open the Hood)



Preferred Method

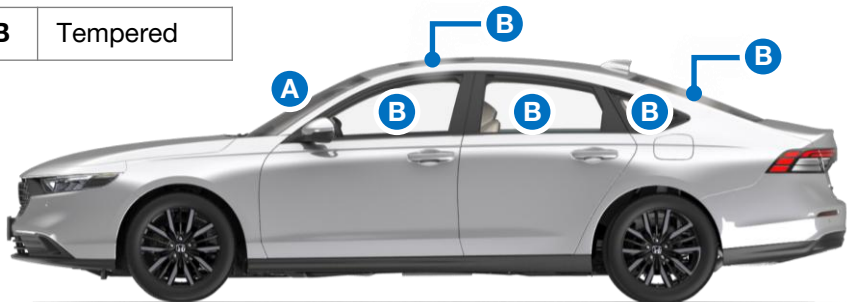


Alternative Method

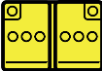
















4. Access to Occupants










A Laminated B Tempered



5. Stored energy / Liquids / Gases / Solids

	12-Volt Battery Lead Acid	    
	High-Voltage Battery 259.2V, Lithium-Ion	    
	Gasoline Tank 12.81 US gal (48.5 L)	 

6. In Case of Fire

    		Potential for battery reignition
 Suitable extinguishing media: Plenty of water, carbon dioxide gas, nitrogen gas, chemical powder fire extinguishing medium and fire foam.  ABC powder fire extinguisher may be used as an alternative.	<p>If it is safe to do so, open the passenger's rear door and direct water from into the high-voltage battery vent under the rear seat cushion.</p>	







7. In Case of Submersion

Aside from severe damage to the vehicle, there is no risk of an electric shock from touching the vehicle's body or framework - in or out of the water. If the high-voltage battery was submerged, you may hear noises from the battery as the cells are being discharged from shorting.

If submerged or partly submerged in water, first pull the vehicle out of the water, then shut down the high-voltage system.

NOTE: If touching high-voltage cables and/or other high-voltage components is unavoidable, personal protective equipment (insulating gloves, goggles, and boots) should always be worn.









8. Towing / Transportation / Storage

 	 	 
--	---	---

9. Important Additional Information

For more detail information, refer to the applicable emergency response guide at www.techinfo.honda.com

10. Explanation of Pictograms Used

	Power Switch		Lifting Points		Hood Release / Opener Control		Keyless Operation Key Distance
	Electricity or Dangerous Voltage		General Warning		Use Water to Extinguish Fire		Use ABC Powder to Extinguish Fire