


MODEL/YEAR MODÈLE /ANNÉE	DATE OF ISSUE DATE EN VIGUEUR	LETTER NUMBER NUMÉRO DE LA LETTRE
<b>2019 RDX</b>	<b>JAN. 22, 2019</b>	<b>J-1-19</b>

### **2019 RDX: BODY REPAIR INFORMATION**

**DISCLAIMER:** This publication contains a summary of new body and vehicle technology that may affect collision and other body repairs. Always refer to the appropriate electronic service information and body repair manual for complete repair information.

#### **OVERVIEW OF BODY FEATURES**



2019 model has these body features:


- Advanced Compatibility Engineering™ (ACE™) crash compatible body structure
- Body construction using 56% high strength steel, and 26% advanced high strength steel
- Aluminum hood panel (not shown in view) and front and rear bumper beam for weight reduction and improved fuel efficiency
- Inner and outer door stiffener rings

# New Model Body Technology

## BODY CONSTRUCTION AND HIGH-STRENGTH STEEL CONTENT - 2019 MODEL

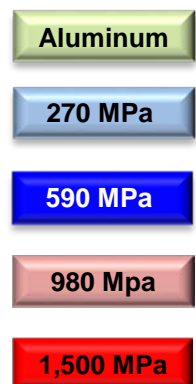

- Steel parts are color coded based on their tensile strength in megapascals (MPa).
- High-strength steel is defined as any steel with a tensile strength of 340 MPa or higher.
- Ultra-high-strength steel (UHSS) is defined as any steel with a tensile strength of 980 MPa or higher.
- Steel repair and welding procedures vary, depending on the tensile strength of the parts involved.

### 2019 Body Construction



### Important Information

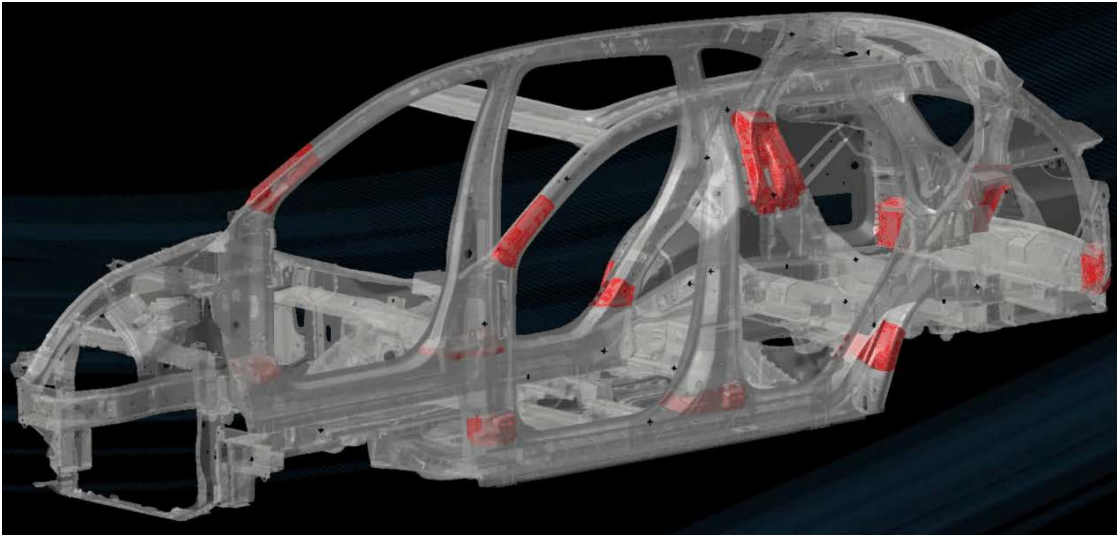
These illustrations are for general reference only. Some body parts are constructed from multiple layers of different tensile strength steels. Always refer to the body repair manual's body construction section for specific steel tensile strength information.



Steel Tensile Strength Legend

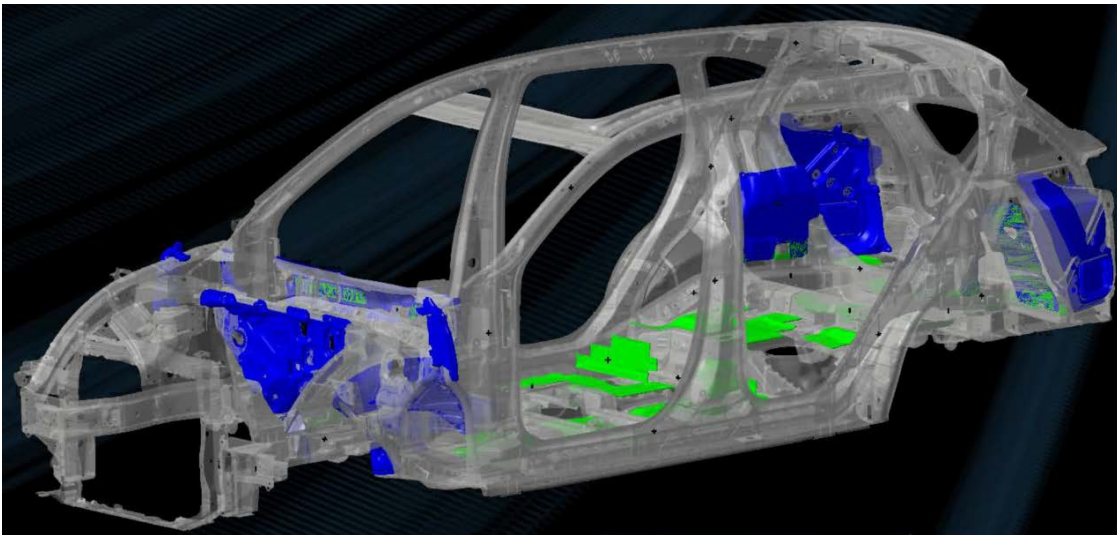
## Application of Acoustical Foam

Reduces wind and road noise



## Application of Insulation and Sound Deadening Material

Reduces wind and road noise

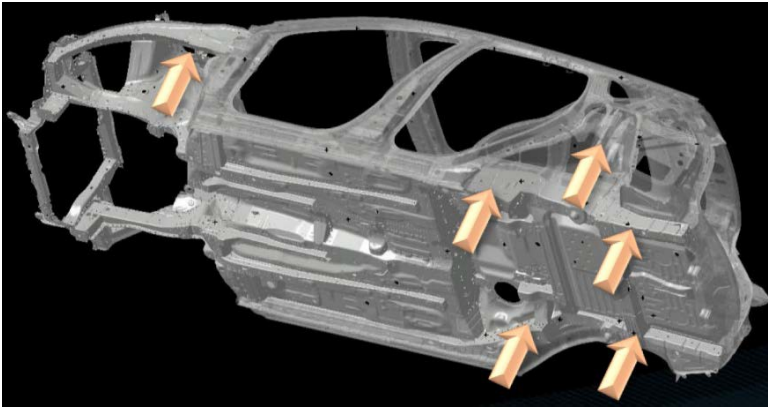


Acoustical Foam

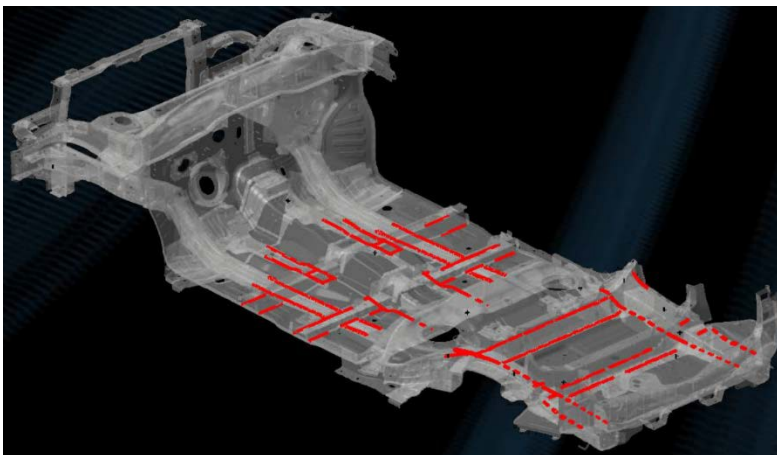
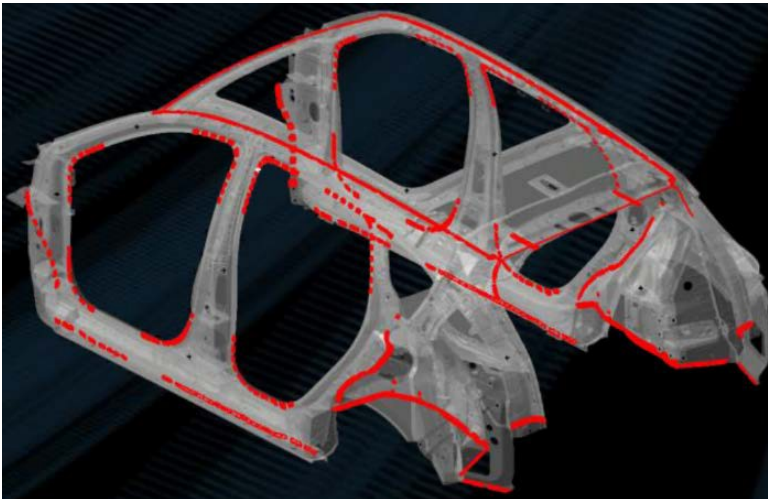
Insulation

Sound Deadening Material

### Increased Fitting Point Stiffness



### High Performance Adhesive Location



## Tailgate

The 2019 RDX features a resin tailgate, a first for Acura.

Installing the rear window on a painted rear window opening will reduce the strength of the window adhesive in higher temperatures.

In addition, the tailgate inner trim panel is molded together with the tailgate assembly. Extra care must be taken to keep this area free of paint and damage.

If using a replacement tailgate, paint it to match the body color of the vehicle before installation. The tailgate must be masked to ensure no paint is on areas that do not have base coat applied by supplier. Areas that will need to be masked include the rear window opening, tailgate frame, rear view camera, tailgate open switch, license light areas, holes in spoiler area, holes in rear lid light areas, and license plate holes.

