


2025 ADX Series: New Body Repair Information

APPLIES TO

Year	Model	Available Trims	
2025	ADX	Base (2WD, AWD)	
		A-Spec (2WD, AWD)	A-Spec with Advance Package (2WD, AWD)

INTRODUCTION

This publication contains a summary of new body and vehicle technologies that may affect collision and other body repairs. Always refer to the service information and body repair manual (BRM) for complete repair information. A subscription may be purchased at [Service Express](#).



AVAILABLE COLORS

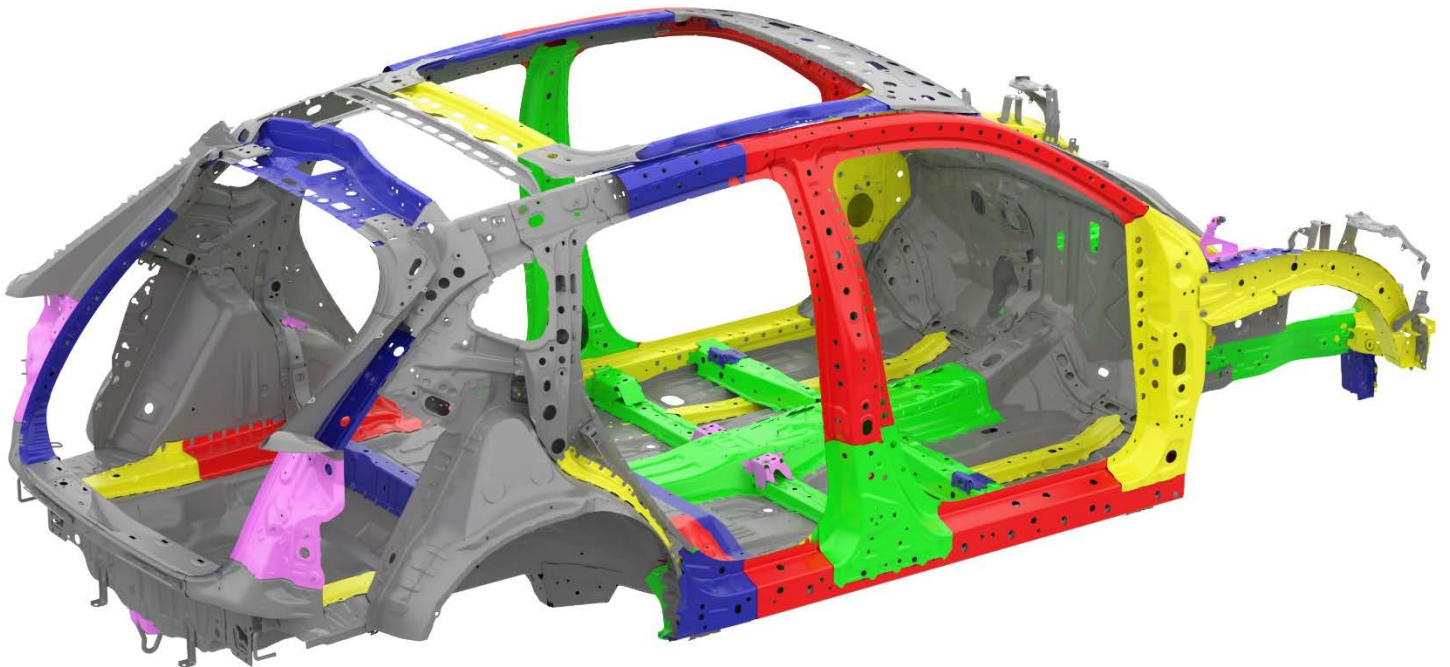

Code	Color
B-593M	Adriatic Sea Blue Metallic
NH-731P	Crystal Black Pearl
NH-932M	Solar Silver Metallic

Code	Color
NH-883P	Platinum White Pearl
NH-912P	Urban Gray Pearl
R-81	Milano Red

BODY CONSTRUCTION AND HIGH STRENGTH STEEL CONTENT

- Steel parts are color coded based on their tensile strength in megapascals (MPa).
- High-strength steel (HSS) is defined as any steel with a tensile strength of **340 MPa** or higher.
- Ultra-high-strength steel (UHSS) is defined as any steel with a tensile strength of **980 MPa** or higher.
- Steel repair and welding procedures vary depending on the tensile strength of the parts involved.

NOTE: The illustrations on the next page are for general reference only. Some body parts are constructed from multiple layers of different tensile-strength steels. Always refer to the body construction section of the BRM for specific steel tensile-strength information.



DRIVING SUPPORT

Features

The ADX is equipped with the following driving support features:

Features	Base	A-SPEC	A-Spec with Advance Package
Collision Mitigation Braking System (CMBS)	•	•	•
Lane Keeping Assist System (LKAS)	•	•	•
Traffic Jam Assist (TJA)	•	•	•
Adaptive Cruise Control (ACC) with Low-Speed Follow	•	•	•
Traffic Sign Recognition (TSR)	•	•	•
Parking Sensor System			•
Low Speed Braking Function			•
Collision Mitigation Throttle Control			•
Blind Spot Information (BSI)			•
Cross Traffic Monitor			•
Multi-View Camera System (MVCS)			•
Rear Wide Camera System			•

Blind Sport Information (BSI)

The conventional blind spot information (BSI) radar unit inspection procedure is not required. The system is capable of self-learning while the vehicle is being driven above certain speeds.

Remember these key points:

- If the original BSI radar unit is removed and reinstalled, you must do the Blind Spot Information (BSI) System Learning Value Reset.
- If you install a new BSI radar unit, the learning value reset is not required.
- When the learning value is reset, the detection range returns to 10 feet, and the detection range is not expanded until the automatic learning is completed.
- Make sure to review the Precautions for Handling Bumper prior to any repairs and painting.